



KS1 & 2: Story of You



Artsmark is 20 years old! During Artsmark Celebration Week we're sharing your [#Artsmark20](#) stories showcasing the incredible impact creativity has had in your school and on your pupils.

Artsmark

20


[Find out more](#)

This #Artsmark20 resource for key stage 1 and 2 is designed to support pupils to explore and share their own story through creativity:

1

Discussion:

Encourage pupils to express and celebrate who they are.



2

Creative activities:

Explore discussion ideas through creativity and how sharing our own stories can help us understand and connect to each other.



3

Showcase:

Display pupils' artwork and share photos or videos on social media – make sure you've got consent and tag us [@Artsmarkaward](#) [#Artsmark20](#)



Share

Discussion:



What makes you, you?

Get talking about the brilliant ways we are all different. Avoid focusing on physical differences – instead, encourage pupils to think about their hobbies, likes and dislikes, what they want to be when they grow up, or their favourite things. Help them to celebrate the diversity of answers that make up who they are.

What do we mean when we say 'express yourself'? Brainstorm together the different creative ways we can share our thoughts, feelings and ideas. How do they like to express themselves? You might connect your discussion to Circle Time or PSHE activities around wellbeing.

Story of you

Our hand and fingerprints tell our own special story – they are completely unique to us. Share ideas on the different ways we use our hands as tools for creativity, and to celebrate! You might share examples of artists who used handprints in their work, or link your discussion to upcoming cultural festivals pupils may be celebrating such as Mehndi patterns on hands for Diwali.



Creative activities:



Use the hand outline provided, lead a hand printing session, or pupils can draw their own. You could incorporate other methods if it works for your lesson plan or age group like collaging, or more advanced printing techniques.

Pupils can decorate or colour their hand in whatever way they like. Whether you're using paints, pencils or other materials, encourage pupils to think about their choice of colour, pattern or texture as an expression of who they are.

Get pupils to use the space provided next to each finger to write down five different things that tell their story.

You could use any of the following or your own ideas:

- A feeling word for how I'm feeling today
- A creative activity or hobby I like doing
- Something I am good at or am proud of
- What I like best about my artwork
- A person or place that's important to me
- If I was a superhero, my superpower would be...
- If I was an animal, I would be...



Share together Cut out your handprints for the ideas below:



Pupils can raise their 'hands' and when picked, share the choices they made and why.



Get your pupils to take their 'hands' for a walk around the room to music and wave at each other on the way. How do their hands dance or move?



Ask questions about the five things they've written on their hands as a way to share differences and similarities, for example, raise your 'hand' if your favourite hobby is a sport.



Form pairs for a memory game. Can pupils remember all five words their partner chose? Share with the group one or more thing they can remember. What do they like about their partner's hand?



Teach pupils the Mexican wave using their cut-out hands as a way to connect and create something together.



Make a group display of your cut-out hands for your whole school or education setting to see!

Project:


Create a story about you that uses all of your five things:

- Write a poem or short story using similes, metaphors and descriptive words to help you;
- Draw a storyboard with pictures that illustrate what your five words are;
- Rehearse and act out your story with a partner or on your own!



Showcase: Submit to our [online Artsmark20 gallery](#) and share on social media #CelebrateArtsmark #Artsmark20





Showcase: Submit to our online [Artsmark20 gallery](#)
and share on social media #CelebrateArtsmark #Artsmark20

